

origin

DOORS AND WINDOWS

A bright, modern dining room with a large window overlooking a garden. The room features a wooden dining table with colorful chairs (purple, red, and yellow). The window is a large, dark-framed sliding glass door that opens up to a paved patio area with outdoor furniture. The view outside shows a green lawn, a stone wall, and a fence under a blue sky with clouds. The interior has white walls, a white cabinet, and a television.

The Origin Door Range

Introducing the Origin Door...

The Origin Home is a collection of the finest quality products, designed and manufactured in Great Britain by Origin.

A fundamental part of this is the Origin Door – the beautifully crafted and expertly executed door system which is made from a premium grade aluminium.

Available as a bi-fold, a corner set, a traditional French door and a single, the Origin Door is one of the most timeless and sought after renovation solutions. In addition to being visually stunning, because of its bespoke nature, it offers complete versatility, ensuring it meets your functional, as well as stylistic requirements.

Complementing any property – whether it be a new or existing build, an extension, or even a period styled cottage – the Origin Door is guaranteed to change the way a home is interacted with, enabling it to be enjoyed like never before, wherever you may be.

To some, a door is merely an entranceway to access a new area or room. But for Origin and tens of thousands of homes internationally, it's so much more. It's a transformation not only to the aesthetics of a home, but to a way of life. A lifestyle that unites surroundings and families alike.

The Origin Door holds the key to longer summer days, warmer winter evenings and an all year round uninterrupted widescreen view of your world.

Door Colour: 7016M



Inspired by colour...

Make it everything you've always wanted, make it yours.

With over 150 different RAL shades to choose from, you can be sure to find a colour that suits your style, no matter how subtle or outrageous it may be.

Ranging from bright primary shades through to candy pastels and deeper earthy tones, the extensive colour palette is guaranteed to offer inspiration to homeowners and interior designers alike.

Additionally, with a dual colour option available, it means that the exterior colour can complement the building style while the interior frame can blend in with or contrast your internal colour scheme. Many of our RAL colours also come with the option of offering a matt, satin or gloss finish.

In order to give it a flawless finish, the highest grade power coating is applied to our aluminium. Durable yet smooth to the touch, it offers the benefit of being highly resilient to the elements.



Your doors when you want them.

Should you decide on one of our popular colours, then these are available on a never seen before lead time...

Origin's 'Your Lead Time, Not Ours' delivery promise means that the door's delivery date can be specified at the point of ordering, so the manufacturing schedule is controlled by your requirements.

Whether it's for a day, a week or a month's time, Origin can deliver.

The popular colours span from Hipca White to Jet Black and cover all the metallic shades in between. The range also includes our authentic woodgrain finishes as well as selected dual colour options.

The Origin Door
is available on a
24-hour lead time.

View page 7 for our popular colour range.





Door Colour: 7016M in, 9910G out

Bespoke to you...

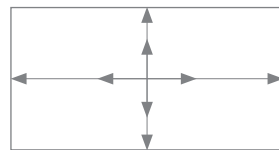
With Origin, the only limit is your imagination.

Your home, your doors – with all the little details just as you want them. As with everything Origin, all of our products are bespoke and custom to you, and the Origin Door is no exception.

Ranging from one through to ten door sets, and with door leaves as narrow as 400mm, as wide as 1200mm and as tall as 3000mm, there is a configuration available guaranteed to match your requirements. No matter which setup you choose, you can be assured

that the slim sightlines will create a sophisticated and timeless feel, helping maximise the flow of natural light into your home.


Choose your overall size, amount of doors, configuration, internal and external colour, your preferred threshold option, whether you want the doors to open in or out, handle style and colour, then let us create the architectural dream that is the Origin Door.



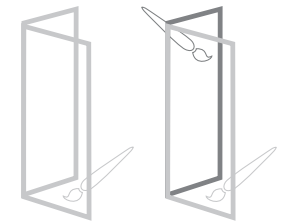
Overall size



Number of doors




Configuration



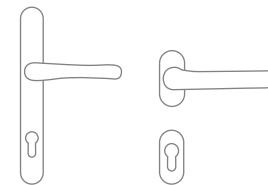
One or dual colour



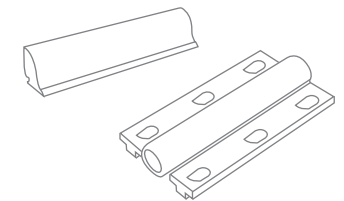
Threshold option



Open in or out




Handle model



Accessory finishes

Popular colours...



Dual Colour:

9910G (Hipca White) in, 7016M (Anthracite Grey) out

Colours shown here may not be 100% representative.

Visit your local showroom or contact Origin directly for physical samples.

Even the gasket & Q-Lon seal colour is your choice...



Door Colour	Recommended Q-Lon Colour
A. 7015M and 9007M	Slate Grey
B. 7016M	Anthracite Grey
C. 9005M and 7021M	Black
D. 9006M	Light Grey
E. 9910G and 9910M	White
F. Natural Oak and Golden Oak	Light Oak
G. Walnut	Bronze
H. Mahogany	Chestnut Brown



Handled with care...

The handles of an Origin Door are the perfect finishing touch to the exquisitely designed system.

Choose from a selection of elegant handle styles and rest assured that they have been designed and manufactured with the same care and dedication as every other component.

In addition to striking the optimum balance between superior strength and sleek design, our handles are exhaustively cycle tested to ensure they mirror the flawless functionality of the doors and stand the test of time.

Certain handle models can also be colour coordinated in any RAL colour.

Premium stainless steel range



Solid stainless steel lever handle with separate escutcheon
(Style 253/280)



Solid stainless steel lever handle with separate escutcheon
(Style 251/280)



Solid stainless steel lever handle with separate escutcheon
(Style 301/280)



Solid stainless steel lever handle with separate escutcheon
(Style 303/280)



Solid stainless steel handle with long back plate
(Style 253/270)

Popular aluminium range



Security handle lever white
(YSHLL-WH)



Security handle lever chrome
(YSHLL-PC)



Security handle lever black
(YSHLL-BL)



Security handle lever gold
(YSHLL-PG)

Door Colour: 7021M



The slave and D-handle – both of which have been specifically designed by Origin to withstand a pull of 1600 Newtons – are available in any one of the 150 RAL shades or a stainless steel finish, so they can be matched or contrasted to the door itself.

Hardware, components & accessories...



Hinge



Gearbox



Track

Little things that mean a lot

We've left nothing to chance in the creation and manufacture of the Origin Door. Every detail has been scrutinised, every process meticulously tested and every component designed to ensure all elements perform to a harmonious perfection.

As Origin exclusively design and manufacture the award-winning products at our Buckinghamshire based factory, it means that everything is centrally controlled, from sourcing right through to delivery.

In fact, Origin design and manufacture the components

that make up the Origin Door, ensuring that true innovation has been engineered at every level, because for us, having components that are specifically designed for purpose ensures a better performance, rather than a one size fits all, off-the-shelf solution.

Take the gearbox for example - it may be small, but don't underestimate its contribution, power or importance. It's responsible for operating the shoot bolts and locking the doors in place. Its new lightweight structure has been meticulously tested to the extremities to enhance performance without compromising on security.



Top Trolley System



Q-Ion Seal



Bottom Trolley System



Door Colour: 7021M

Life with no boundaries...

The slim sightlines and expanse of space offered by the Origin Door can transform a home by removing the barrier between the inside and out. The bespoke nature of every Origin Door means that you can reduce that barrier further through a choice of thresholds.

Weathered and non-weathered options are available, so you can pick the right option for your home depending on where the doors are going and how exposed to the elements they will be.

Non-weathered options offer a level floor finish and create a seamless transition between inside and out. Non-weathered options are largely recommended for internal usage.

With our cleverly engineered weathered option, the track can be recessed and sunk into the floor, leaving a minimal step into your new space. This threshold type ensures a home is kept watertight and weather protected.

Weathered and non-weathered thresholds are available.



Weathered threshold.



Non-weathered threshold.



Door Colour: 7016M in, 9910G out

Keeping the family safe...

Nothing is more important than safety and reliability in a home, which is why the Origin Door incorporates features that all of the family can benefit from.

The doors boast finger safe gaskets to prevent little fingers getting trapped when the doors are closing, magnetic catches that can temporarily hold the doors in place whilst being operated, and threshold options which minimise boundaries, creating a seamless link between the inside and out. They are also ideal for wheelchair access.

And because of the stringent quality control Origin have over all elements – aluminium checks, component performance tests and training regimes – it means that stress, worry and concern are replaced with complete peace of mind.



Door Colour: 9007M

Magnetic catches can help hold the doors in place while you operate them.



Door Colour: 7016M

Weathered and non-weathered threshold options are both ideal for wheelchair access.



Mid-rail option...

Helping further broaden your design possibilities, Origin offer the option of having a mid-rail pre-installed.

Paying tribute to an almost lost notion of a traditional singular back door, the mid-rail offers more privacy than a conventional door, and can be specified on any style whether it be for the bi-fold, corner, French or single door sets.

Elegantly executed, the mid-rail is fixed horizontally and is available with either one, two or three rails.

Door Colour: 9005M





Aluminium...

Our aluminium brings benefits that you can and can't see.

Style and slim sightlines are nothing without the strength and security that aluminium brings.

Extremely strong yet weighing 67% less than steel, Origin use a premium grade aluminium across all products.

Needless to say, as with all things Origin, the aluminium that we use is far from average. By only using prime billets, it means that our aluminium has not been made up from re-melting scraps, which ensures much better control over the overall formulation, allowing a greater finish to be achieved.

Our aluminium brings benefits that you can and can't see.

In terms of those you can't see – aluminium's innate strength makes the doors physically secure, energy efficient and highly durable. It is also resilient to the elements, so the frames won't flex, warp or corrode in varying weather conditions.

Our aluminium is hugely versatile and strong enough to easily accommodate us to manufacture complex door layouts, such as moving corner posts and bay setups, without being too heavy.

And for the benefits you can see – you will only need to feel an Origin Door to understand.

The sightlines of an Origin Door are stunningly slim to ensure a maximised view, and the frames have the highest grade powder coating applied, to ensure an overall superior finish.

It's the quality, strength and durability that aluminium brings which allows Origin to provide such long guarantees.





To stand the test of time...

The Origin Door has been engineered to perform and built to last.

Exclusively designed, developed and manufactured by us in our state-of-the-art UK factory, when choosing Origin, you can guarantee yourself of something special.

This, paired with the fact that at each stage of the manufacturing process, each door undergoes rigorous quality testing to ensure that it leaves the Origin factory at a consistently unparalleled standard, makes the Origin Door and its level of quality very rare.

Our in-house research and development team work on a continuous cycle, tirelessly ensuring that each component, manufacturing technique and all features such as security, thermal efficiency and safety are optimised to maintain and excel in putting Origin at the forefront of design and manufacturing excellence.

The likes of our uncompromising quality control, finely tuned components, precision engineering and exceptional craftsmanship all combine to enable Origin to offer up to a 20-year guarantee for optimum peace of mind.*

*Guarantee based on location of where the doors will be installed.





Origin have developed an outstandingly secure and completely unique 8 point locking system.

Safe and secure...

A home isn't a home without safety.

That's why Origin have developed an outstandingly secure and completely unique 8 point locking system, which conforms to all the latest security standards including PAS24:2016.

Combining a sophisticated style and elegance with the very latest in high performance, the Origin Door is guaranteed to keep a home safe and secure from intruders.

Chamfered 20mm linear bolts offer a smoother operation when engaging the lock, as well as giving maximum compression for increased weather resistance. Add deep throw 25mm security hooks - the deepest engagement available on the market today

- and the lock delivers the best in both security and weatherproofing.

The weakest point of a locking system is often the cylinder, but for us, there are no weak points. The Origin Door can feature a British Standards accredited high security cylinder/ barrel, proven to protect against snapping, picking, drilling and bumping, offering a proven defence that is second to none.

We have a specifically designed hinge which is engineered to withstand attack and offers little opportunity for even the most determined intruder.

All of this, on top of the innately robust and strong aluminium profile, makes for an ultra-secure system.



Door Colour: 7021M

Thermal efficiency...

It may not seem that a classic style goes hand in hand with thermal efficiency, but it certainly does with Origin.

Designed specifically to meet the demands of the UK market, the Origin Door has been engineered to optimise superior weather rating, security and aesthetic appeal. While each of our doors invite natural light in and remove the barriers between the inside and out, they also work to keep a home warm when it's chilly and cool when it's hot.

Origin exceed British Building Regulation requirements for optimum thermal efficiency as they boast a certified U-Value of 1.32.

The Origin Door also makes use of some of the most sophisticated weathertight seals to ensure the elements stay out.

In real terms, this means energy bills will be reduced and your rooms will become usable all year round.



Door Colour: 7016M



Low maintenance...

Origin makes your new home possible to enjoy without the worry of time consuming and complicated maintenance.

The very nature of bi-folding doors demands precision driven design and engineering, making timber and uPVC inferior materials for maintaining alignment over the lifetime of the product. With our high grade aluminium, however, expanding and contracting is minimal, so it is guaranteed to offer the right combination of strength and weight to allow for a narrow, more aesthetically pleasing frame which will work flawlessly for decades to come.

Its impeccable powder coated finish removes the need for periodic painting and demanding maintenance*, so you can relax, knowing it's one less thing to worry about.

**More routine maintenance will be required in certain areas. See our terms and conditions for details.*

Poetry in motion...



Door Colour: 7016M in, 9910G out



Free Glide System

The flawless operation of the Origin Bi-fold Door is a thing of wonder.

The secret behind this effortless, smooth motion can be found in the bottom section of every door. An intelligently engineered short wheelbase carriage assembly with four wheels, manufactured from a high grade acetal, guides the doors along the track seamlessly, enabling them to open and close with ease.

The slimline carriage has been designed to ensure a quiet and efficient operation, meaning that with a gentle push, a whole new living space is revealed.

It's quality that can be seen, felt and admired.

Door types...



Door Colour: 7016M

Bi-fold Door

The door that started it all.

Origin Bi-fold Doors come in configurations ranging from two to ten door sets, and can create an entirely new living space - all it takes is a gentle push.

Individual doors can be manufactured as narrow as 400mm, as wide as 1200mm and as tall as 3000mm, and the folding and sliding choices are there to help ensure you make the most of your space requirements.

Please see page 30 for a rough indication of sizes and popular configurations.



Door Colour: 8004M



Door Colour: 7015M

Corner Set

Put simply, we know that there are times when conventional door sets just won't do.

No matter the type of build or how unconventional the layout, we can work with you to ensure that you're making the right use of your space with the right door.

Corner bi-fold doors allow for a point of light in a previously shaded corner, and can be manufactured with or without fixed posts for a truly unrestricted panoramic view.



French Door

Traditional styling with a modern touch, Origin French Doors are great for areas where space is at a premium, to ensure you get the most from your view.

Hinged to open a full 180 degrees, they can be manufactured to open inwards or outwards to maximise on space, but will only open as far as the brick or wall will allow.

French doors can standalone in apertures ranging in width from 800mm - 3000mm. Alternatively, flags or fixed panels can be added either side to fit into larger openings.



Door Colour: 7023M



Door Colour: Golden Oak

Single Door

Origin offer a single door option, which is manufactured with the same care and attention to detail as the rest of the Origin Home, ensuring a beautifully harmonious look.

Our single door consists of the same slim profile as our bi-folding doors, and are perfect as a side exit or utility door.



Internal Use

Origin Doors not only offer access to indoor-outdoor living, but can also be used in an internal environment.

Acting as a partition, they can separate two different living spaces such as a living room and conservatory, while still bringing a light and open feel to both spaces.

All configurations are available when being used internally.



Door Colour: Natural Oak



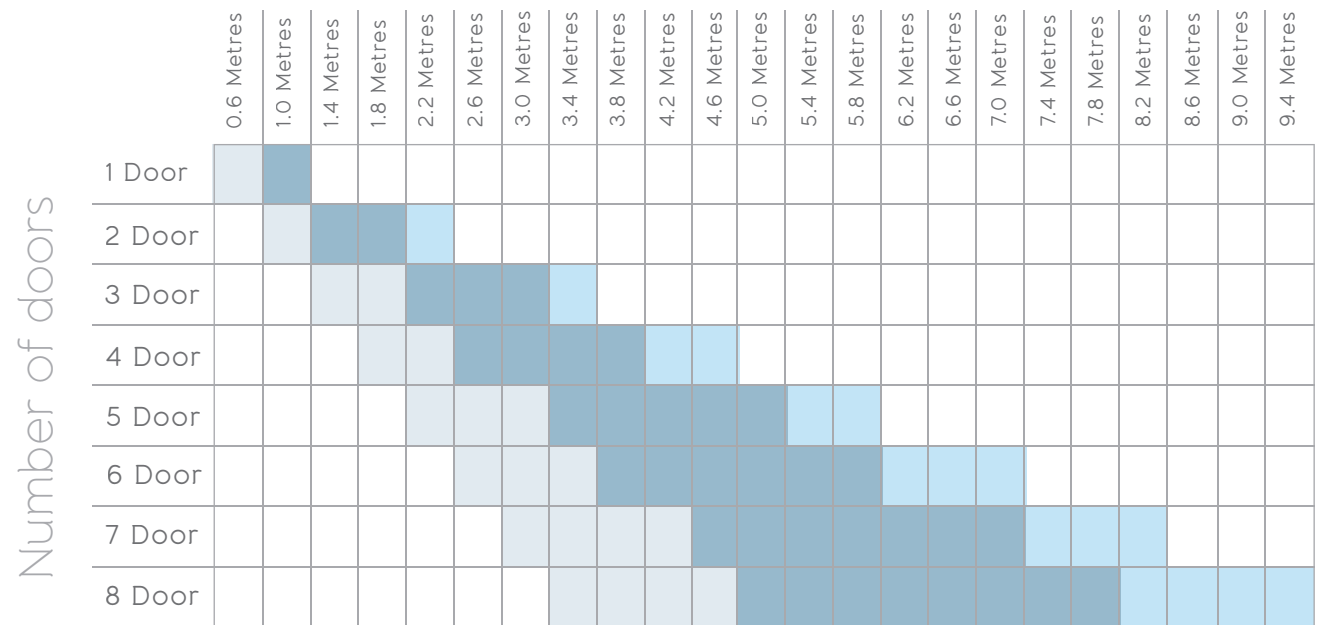
Configurations...

Choosing your Origin Door has never been easier. If you know your rough opening size, find the nearest opening measurement in the table below and scan down the column to view your possible door options.

Alternatively, if you're set on a particular number of

doors and you are designing your opening around them, select your preferred number of doors in the left column and scan across to identify the opening sizes available to you. Remember, every door we make is bespoke and manufactured to your exact sizes and chosen configuration. The next page will run through the available options.

Approximate opening



*Configurations are available up to 10 doors. Above sizes are for guidance only and are subject to glass specification.

Key:

- Optimum door leaf sizes
- Wide door leaf sizes
- Narrow door leaf sizes

Single Door



Manufactured in the same high grade aluminium as every other door type, the single door is great for ensuring a matching, complementary style. It can be used for any purpose including side exit, utility or even back door.



Our recommended 2 door configurations:

2 Door 2+0



Our 2 door sets work for small openings. This door type comes with a mullion and can be specified with a slave locking barrel.



2 Door French Door



The Origin French Door matches our bi-folding doors perfectly. It comes with our leading multipoint locking system.



Our recommended 3 door configuration:

3 Door 3+0



We recommend the 3+0 configuration as it allows for all doors to be folded back in the same direction whilst incorporating an everyday access door.



Also available:

3 Door 2+1



Key



Everyday access door



Mullion



Manufactured in the UK



Multipoint lock



Up to a 20-year guarantee



Bespoke



Door Colour: 7016M in, 9910G out

Configurations continued

Our recommended 4 door configuration:

4 Door 3+1



The 3+1 is a favourite because it will give an everyday access door, multipoint lock and no mullion. It also can offer a French Door effect one side, with the additional benefits of bi-folds on the remaining doors.



Our recommended 5 door configuration:

5 Door 5+0



This configuration works almost identically to the 3+0 configuration, meaning it comes with an access door, multipoint lock and no mullion.



Also available:

4 Door 4+0



4 Door 1+1 with fixed side panels



Also available:

5 Door 4+1



5 Door 3+2



Our recommended 6 door configuration:

6 Door 3+3



Ideal for larger apertures, the 3+3 is one of the most diverse configurations as it can operate as a French door in the centre, have 3 doors opening one way whilst the other 3 remain closed, or they can be opened fully with 3 doors folding each way to offer complete symmetry.



Our recommended 7 door configuration:

7 Door 3+4



This door set will allow you to have an everyday access door, with our multipoint lock. We also recommend this configuration due to its ease of operation.



Also available:

6 Door 6+0



6 Door 5+1




Also available:

7 Door 7+0



7 Door 6+1



7 Door 2+5



Key



Everyday access door



Mullion



Manufactured in the UK



Multipoint lock



Up to a 20-year guarantee



Bespoke



Rest assured...
with Origin, all
of our products
are exclusively:

designed,
engineered,
manufactured,
delivered,
guaranteed
& supported

...in the UK, by us.

Practical information...

Planning Permission

Determining whether or not planning permission is required will largely come down to the project that you have in mind. If you are replacing old patio doors with a new door system and you're not in a conservation area, it's unlikely that you'll need planning permission.

If, however, the doors are part of a larger project, an extension, conservatory or orangery for example, then planning permission will more than likely be required. Similarly, if you are in a conservation area, it will most definitely be needed.

If you're not sure, check with your local authority to find out if your home is subject to any planning restrictions or conservation policies. In all instances, your chosen partner should be able to guide you through the process.

Trickle Vents

Should it be required, the Origin Door can be specified with discreetly designed trickle vents which are installed through the top track for additional ventilation, ensuring the doors meet and surpass building regulations.

The Next Step...

Once you're set on turning your house into an Origin Home through the installation of award-winning doors and windows, contact Origin via the details on the reverse.

From here, our expert customer service team will be able to answer any additional questions you may have, and will be able to direct you to your local accredited Origin partner.

Glass and Glazing

The Origin Door is able to accommodate double (24mm and 28mm) and triple glazed (32mm) units, and allows for all sorts of glass types including annealed, toughened, tinted, or even patterned.

Your selected Origin partner will be able to guide you along this process in selecting the right glass for you.

The Manufacturer

In the fenestration industry, the brand of the product is rarely the company that manufactures it. A major consequence of this method means that quality can vary drastically between one manufacturer and another, and there is therefore no guarantee that the doors produced are to the parent company's specification and quality standards.

This is where Origin are different. Unlike the rest, Origin keep full control of the product from start to finish.

Our nationwide network of partners are carefully selected and extensively trained to ensure you receive the greatest quality product backed with a reliable and helpful service.

Visit your local showroom to view the Origin Home range. Your accredited Origin partner will be the one undertaking your installation, so they will be best placed to discuss your building project and costs with.





Origin is the UK's leading manufacturer of aluminium architectural solutions.

Now award-winning and operating internationally, Origin began in 2001 as a family company dedicated to the design, creation and manufacture of the UK's best quality doors, backed by uncompromising levels of service.

Cousins, Neil Ginger and Victoria Brocklesby, have since worked relentlessly to perfect the design and functionality of bi-folding doors, and to create and maintain the highly respected reputation for quality and service that they have today, while expanding the range to include Sliding Doors, Residential Doors and Windows.

As the business has continued to grow and diversify, the foundations of family ethos, pride and ownership in all stages of production firmly remain.

Origin Global HQ, Stuart House,
Castle Estate, Coronation Road,
Cressex Business Park, High Wycombe,
Buckinghamshire, HP12 3TA

t 0808 168 5816
e enquiry@origin-global.com
w www.origin-global.com

Origin Northern Centre of Excellence,
Taurus Park, Europa Boulevard,
Westbrook, Warrington,
Cheshire, WA5 7ZT

t 01925 907 907
e enquiry@origin-global.com
w www.origin-global.com

Origin USA Inc.
700 Commerce Drive,
Venice, Florida,
34292

t +1-941-484-4861
e info@originbifolds.com
w www.originbifolds.com

Origin Middle East and Africa,
Oryx Door Systems LLC,
6th Street, Al Quoz 3, Dubai,
PO Box 26659

t +971-4-341-9447
e info@originuae.com
w www.originuae.com

origin
DOORS AND WINDOWS

