



KYUBE GARDEN BUILDING

A place to escape

Contents

| | |
|--|----|
| Love your garden... | 4 |
| Created to work for you | 5 |
| Kyube Steel Frame Garden Buildings | 6 |
| Kyube Timber Frame Garden Buildings | 10 |
| Customise your building's exterior finishes | 12 |
| Steel Frame Garden Buildings – Interior Decor Pack | 14 |
| The Complete Garden Solution | 16 |



Composite Garden Buildings are suitable for a wide range of applications. The luxurious space can be utilised as your home office or a gym, or alternatively as a place to relax, unwind and get away from it all.

Front cover image:
Kyube Timber Frame Garden Building
with corner glazed panel



▲
Kyube Steel Frame Garden Building
in Taupe

Your garden - a place to escape

Get more out of your garden with one of our bespoke Kyube Garden Buildings. We've created a range of Garden Buildings which can be tailored to your specific requirements, handmade to order and can be delivered to your home within 8 weeks. Your Kyube can be constructed and ready to use in a few days after delivery.

Whether you want to create a home office, entertainment space, or even a child's playroom, our flexible options ensure it's easy to design your own Kyube - creating that much needed additional space in your home which can be used all year round.

Love your garden...

We offer two bespoke Kyube solutions, which can be adapted to suit your taste and requirements.

Firstly, our Timber Frame building. This option comes fitted with your choice of exterior cladding, plus your selection of door, door furniture and window colour. The interior is left unfinished, allowing you to create your own interior solution.

The second option is our Steel Frame building. In addition to choosing your exterior finishes, this frame

comes completely insulated and with the option to add an Interior Decor Pack to give you the interior finish to suit your requirements.

Both frame options are available in a range of sizes to suit any shape and sized garden.

Everyone of our Kyube Garden Buildings are individually designed and made in the UK by our specialist team.

Key Features

Look below for some of our Garden Buildings' key features and benefits; which include electrics and double-glazed windows and doors as standard.



Made in the UK



Durable and long lasting



8 week lead time



Low maintenance



Natural look



Supplied with all windows, doors, fascias, soffits



Created to work for you

We want to make it as easy as possible for you to choose the right Kyube Garden Building for your space and requirements. We have over 72 Kyube Garden Buildings to choose from, which means whatever space you're working with and whatever you're planning to use your building for, we have a solution which is perfect for you.

With 6 external cladding colours in the range, 3 door colour options and 5 door furniture colours available,

our Kyube Garden Buildings can be designed to fit in perfectly with their surroundings. With so much choice, we've made creating your perfect Kyube Garden Building as easy as 1, 2, 3...

Our buildings can be created for you in 3 easy steps:

1. Choose your size and window options.
2. Select your external colour options.
3. Pick the internal option you prefer, might be the Internal Decor Pack if you choose a Steel Frame.

STEEL FRAME

*choice of
cladding colours*

▲
Kyube Steel Frame in Anthracite Grey
external cladding with patio door



Kyube Steel Frame Building

Each of our Steel Frame Buildings comes with a 10 Year Guarantee on the building, so you can enjoy the peace of mind that the building will stand the test of time.

Our Steel Frame Buildings come with OSB lined walls. We offer an optional extra Interior Decor Pack which includes selection of beautiful, hard-wearing luxury vinyl flooring options and a choice of décor internal cladding finishes. You can also pick from a selection of our low maintenance roomline skirting, giving you a high-quality interior finish which is personal to you.

All our Steel Frame Buildings come fully insulated and with a Firestone EPDM rubber roof system. Added to the interior finish options available, this gives you a garden building solution which is ready to go from day one.

French Door
with cladding in Oyster



Bi-Fold Door - Side Window
with cladding in Soft Green



Price includes:

- ▶ Insulated steel frame with Firestone EPDM rubber roof
- ▶ PVC Patio or French Door and colour options
- ▶ Optional extra - Bi-Fold Door
- ▶ Composite Coastline Cladding in a choice of 6 colours
- ▶ Composite front decked step in 4 colour options
- ▶ Improved thermal and sound efficiency on walls and floor
- ▶ Internal OSB lined walls - Optional extra Interior Decor Pack available
- ▶ Electric pack

Features & Benefits:

- ▶ 10 Year Guarantee on the building
- ▶ Long lasting low maintenance composite cladding
- ▶ Thermal and sound efficiency on walls and floor
- ▶ Supplied with all windows and doors
- ▶ Natural modern look
- ▶ Insulated to use all year round

Sizes: (Width x Depth)

- ▶ 3000mm x 2500mm
- ▶ 4000mm x 2500mm
- ▶ 5000mm x 2500mm
- ▶ 6000mm x 2500mm
- ▶ 3000mm x 3000mm
- ▶ 4000mm x 3000mm
- ▶ 5000mm x 3000mm
- ▶ 6000mm x 3000mm





A place to work, rest or play

If you choose a Kyube Steel Frame Building you have the option to add our 'Interior Decor Pack' giving you the choice of internal finishes to create your perfect garden retreat.



TIMBER FRAME



*corner
window
option*

Kyube Timber Frame Building

Our Timber Frame Buildings are perfect if you are after a little more flexibility on your finishes. They come with high-quality external finishing, such as six colour options for External Cladding, Firestone EPDM rubber roof system, pre-wired stainless steel external lighting, plus the choice of French or Patio Doors. Our Timber Frame Buildings come unfinished internally. Inside the walls are a timber finish with a 90mm wooden floor. Giving you complete flexibility and control of the look and feel of the interior design.

All our Timber Frame Buildings come with a 10 Year Guarantee, so you get peace of mind as well as flexibility.



◀ Kyube Timber Frame with French Door and glazed side panel in Soft Green

Kyube Timber Frame with Patio Door in Anthracite Grey ▶

Price includes:

- ▶ Firestone EPDM rubber roof system
- ▶ PVC Patio or French Door and colour options
- ▶ Optional extra - Bi-Fold Door
- ▶ Optional - 600mm Corner PVC Window
- ▶ Composite Coastline Cladding in a choice of 6 colours
- ▶ External lights included
- ▶ 10 Year Guarantee
- ▶ Electric pack

Features & Benefits:

- ▶ 10 Year Guarantee
- ▶ Long lasting low maintenance composite cladding
- ▶ Unique corner window option
- ▶ Supplied with all windows and doors
- ▶ Natural modern look
- ▶ Modular building for easy installation

Sizes: (Width x Depth)

- ▶ 3600mm x 2550mm
- ▶ 3600mm x 3750mm
- ▶ 4200mm x 2550mm
- ▶ 4200mm x 3750mm
- ▶ 4800mm x 2550mm
- ▶ 4800mm x 3750mm


Customise your buildings' exterior finishes

Whether you choose our Timber or Steel Framed Garden Building, the style is up to you. With 6 external cladding colour options, 5 door furniture colour options and 3 door frame colour options to choose from, there is a combination of external finishes to work with every space and any taste.

EXTERNAL FINISH CHOICE FOR BOTH FRAME OPTIONS

External cladding colour options

Supplied with matching trims



**ANTHRACITE
GREY**

PIGEON BLUE

**MOONDUST
GREY**

TAUPE

SOFT GREEN

OYSTER

Door furniture colours



WHITE

GOLD

CHROME

SATIN SILVER

SATIN BLACK

Door colour options

All frames are white internally



**ANTHRACITE
GREY**

White interior

GOLDEN OAK

White interior

WHITE

White interior



External Cladding

Our premium Coastline composite cladding system is available in 6 colours. It's made from a unique new composite material which means it's incredibly resilient, yet amazingly easy to work with and fit. What's really revolutionary though is that it has minimal contraction or expansion whatever the weather conditions, which makes it perfectly suited to garden rooms. All our external cladding comes with a 10 year guaranteed weatherproof performance and is fire performance tested in the UK to achieve BS EN 13501.

Window and Door Colour Options

All our Kyube Garden Buildings come with either a French Door (opens outwards) or with our Patio Door. Our windows and doors are all made to the highest energy and security standards. Our windows and doors come in a range of colours to choose from.

Energy efficient, high security windows and doors

- ▶ A-rated Eurocell double glazed windows
- ▶ High-security multi-point locking system on all doors
- ▶ French Door option (open outwards), Patio Door (left or right opening view from the outside) and now with the addition of a Bi-Fold Door option
- ▶ Frames available in a range of colours.

French Doors

French Doors are a more traditional style of patio door, full of charm and character. Our French Doors open outwards to maximise space internally. You have a choice of 3 frame colours externally with a clean, white internal finish.

Patio Door

The Patio Door option allows maximum light into your Garden Building. They conform to PAS24 standards, which are the latest security regulations for patio doors. You have 3 colour choices externally with a white internal finish. In addition, there are left or right opening options available.

Bi-Fold Door (optional extra)

The Bi-Fold Door is a new option to really bring the outside into your Garden Room. Manufactured from quality materials and advanced design make for a smooth, reliable sliding mechanism, giving you high performance as well as thermal efficiency and also conforming to PAS24 standards, the latest security regulations.

Door Furniture Options

Perfectly match your hardware to your door. Giving you complete control over the finished look. Plus the multi-point lock system gives you the security you need. Our Garden Building Door furniture comes in a range of 5 colour options.



Patio Door



French Door
(Straight edge)



Bi-Fold Door
(Optional extra)

Internal finishes available for your Kyube Steel Frame Garden Building

To help you complete your Garden Building you can add our 'Internal Decor Pack' to your order - giving you a choice of internal wall cladding, luxury vinyl flooring and skirting boards for that perfect finish.

INTERNAL DECOR PACK AVAILABLE FOR STEEL FRAME OPTION ONLY

Décor choice

Internal cladding



FUN WOOD



LOFT BRICK



BROWN SLATE



LIGHT WOOD



WHITE

Flooring options



HUNTSVILLE




CLEVELAND



FONTANA

Recycled PVC-U Skirting

Skirting and architrave



ENGLISH OAK



WHITE SATIN



ANTHRACITE GREY

Décor Wall Cladding Options

Completing the internal finish of your Kyube Steel Frame Building, our internal cladding is quick and easy to install and simple to keep looking its best. The wall panelling comes in five colour options. Inspired by nature, they help create a cosy atmosphere and are the perfect finishing touch to your building.

Luxury Vinyl Tile Flooring

The slip and water-resistant design of the vinyl flooring make it particularly ideal for garden rooms as it is both hard-wearing and durable. The easy maintenance, together with great sound and heat insulation properties ensures that luxury vinyl flooring is a great, cost-effective alternative to the real stone or wood flooring.

Recycled PVC-U Skirting Options


The PVC-U skirting board is the perfect addition to any interior. Low maintenance, low hassle, easy fit solution. No need to paint, sand or mitre; it's ready to fit and will stand the test of time.



Loft Brick internal cladding



INTERNAL CLADDING OPTIONS



LUXURY VINYL TILE FLOORING



RECYCLED PVC-U SKIRTING

Require more storage?

We've added a new addition to our Kyube range of Garden Buildings. Enjoy the building that covers all your requirements including where to store your bikes, garden equipment or toys.

The storage extension is available for both the Kyube steel and timber frame buildings with the choice of glazed or solid door.



Options:

Kyube Steel Frame

1.4m wide x 2.50m deep

1.4m wide x 3.00m deep

Kyube Timber Frame

1.2m wide x 2.55m deep

1.2m wide x 3.75m deep



Peace of mind

Included as standard

10 year guarantee

A full ten-year guarantee* gives you real peace of mind, particularly when it covers your Kyube Garden Building structure which includes the timber or steel frame, floor and walls. This highlights the depth of quality we build into our product specification – you won't find a more comprehensive guarantee.



10 years guarantee
Steel and timber frame
building structure



10 years guarantee
External cladding



10 years guarantee
Window and
door systems



3 years guarantee
Window and
door hardware


* Conditions apply. Copy available on request



The complete garden solution



▲ Eco-Fencing - quick and easy, low-maintenance solution



▲ Balustrades - finish your decking project in style



▲ Twinson Premium Fencing Kits - innovative fencing system

We offer a range of high-quality outdoor products to complement your Kyube Garden Building. Including quality Composite Decking, Balustrade and easy to install, low maintenance Twinson and Eco-Fencing.

For more information on completing your garden, where you can view all our products and download a brochure please visit www.deeplas.co.uk



▲ Composite Decking - the durable alternative to timber

KYUBE GARDEN BUILDINGS



Product specification is subject to change without notification. Please also note that colours shown are illustrative only, as the printing process does not allow 100% accurate colours to be reproduced.